

 **SUZUKI**

**DR-Z
400**



**DR-Z
400SM**

A rider wearing a blue and black riding suit, a black and yellow helmet, and a black vest with 'OGIO' and 'POWERED BY D3O' logos is performing a wheelie on a yellow and white Honda DR-Z4S motorcycle. The motorcycle is in the air, with the front wheel high and the rear wheel on the ground. The background is a dense forest of green trees. The overall scene is dynamic and action-oriented.

**DR-Z
4S**

READY 4 ANYTHING

Explore the world around you with confidence, wherever and whenever you want. Whether riding around town or navigating forest trails, fire roads or open country, it allows nothing to stand in the way of your pleasure on every outing. Thoroughly updated to offer even greater potential on or off the road, the new DR-Z4S is truly ready for anything.

A rider in full black protective gear, including a helmet with a white and black checkered pattern, is leaning into a turn on a blue and silver Yamaha DR-Z4SM motorcycle. The motorcycle is in motion, with the front wheel turned to the right. The background is a blurred racetrack with a blue and white patterned wall. The overall scene is captured in a cinematic, low-angle shot.

YOUR STREETS. YOUR PLAYGROUND.

Dominate the streets. Take command of supermoto tracks. Or simply put the pleasure back into your daily commute. The new DR-Z4SM provides a level of faithful performance and freedom that will boost your confidence and free you to ride unfettered. So, get out there. The streets are your playground to enjoy.

DR-Z
4SM

This masterpiece of engine artistry is destined to dominate for years to come

Already famed for its performance and reliability, the compact 398cm³ liquid-cooled, DOHC, dry-sump engine has been thoroughly updated to enhance its torque, free-revving nature to deliver a superior balance of performance and controllability, and to comply with the latest emission and noise regulations.

Faithful, fast and oh so fun

In addition to providing faithful response to throttle action applied in a satisfying linear manner, the new engine is fully compliant with Euro 5+ emissions standards, OBD II requirements, as well as the latest regulations pertaining to noise. This is in part thanks to the introduction of dual spark plugs, which contribute to smooth power delivery, lower fuel consumption, lower emissions, linear throttle response, easier engine start-ups and a more stable idle. It is also backed up by Suzuki's Ride-by-Wire Electronic Throttle and fuel injection systems, which enable finer precision over fuel feed control.



Fuel Injection




Dual Spark Technology

Refined internals

A pair of light weight titanium intake valves combine with hollow sodium-filled exhaust valves to help maximize combustion efficiency and output. A new cylinder head design enhances combustion while new camshaft profiles limit exhaust emissions and enhance torque production, contributing to the engine's free-revving nature, its staying power at low speeds, and the satisfying punch it delivers in the high rev range. In addition, new piston and crankcase designs combine to reduce mechanical loss by up to 20%.



Intake Valve and Exhaust Valve



Camshaft

New exhaust system


The exhaust system employs a new dual-stage catalytic converter* and O₂ sensor that help satisfy Euro 5+ emissions standards. Also featured is a double-wall muffler design that helps protect your legs from extreme heat, complies with noise regulations, and also contributes to the slim body profile.

*Not available in some markets



Suzuki Clutch Assist System (SCAS)

The Suzuki Clutch Assist System (SCAS) delivers confidence-inspiring sure shifts while at the same time realizing a light touch to clutch lever operation that helps reduce fatigue on long rides and contributes to smoother shifting. It's a blessing, whether riding in traffic or out exploring trails.



Assist Function

Slipper Function


Suzuki Intelligent Ride System (S.I.R.S.)

S.I.R.S. features a collection of advanced electronic rider assist systems that help optimize performance characteristics to suit your changing riding needs and preferences. By realizing a more controllable, predictable and less tiring riding experience, S.I.R.S. lets you ride with greater confidence, on or off the road.

Suzuki Traction Control System (STCS)

STCS helps prevent rear wheel spin, enabling you to better control the bike in diverse and varying conditions. This reduces stress and fatigue, while also instilling greater confidence. Freely select between two standard on-road modes, G (Gravel) mode, or opt to turn the system off. With settings for each model specifically tuned to match its respective tire and suspension configuration, STCS provides optimized performance on both the DR-Z4S and the DR-Z4SM.

Note: Traction Control System is not a substitute for the rider's throttle control. It cannot prevent loss of traction due to excessive speed when entering turns, or while braking. Nor can it prevent the front wheel from losing traction.



Suzuki Traction Control System Image

G (Gravel) Mode

G mode allows a limited amount of tire slip when riding on unpaved surfaces so the bike remains controllable, while at the same time delivering the consistent power output you want for exploring unpaved roads and country trails with greater confidence. The dedicated setting for the DR-Z4S aims at being effective not only on flat dirt but also on undulating terrain, while the DR-Z4SM setting focuses more on flat-dirt conditions, allowing a little more spin that lets you really experience its sporty motard character with greater confidence.

Suzuki Drive Mode Selector (SDMS)

Select freely between three modes that change power characteristics to match varying riding conditions or your preferences for any given outing. While all three modes ultimately deliver maximum engine output, fine control over the level of response and torque output as you open the throttle empowers you to ride with greater confidence. The settings for each mode are meticulously tuned and thoroughly tested to deliver optimum performance.

Mode A

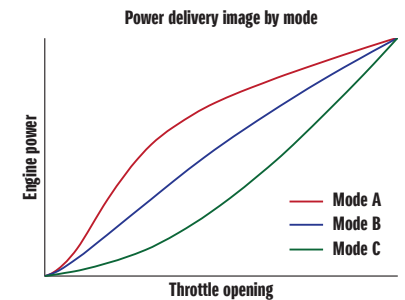
Provides the sharpest response as the throttle is opened. Tuned to deliver exciting acceleration, it is well suited for enjoying aggressive runs on good surfaces.

Mode B

Features softer throttle response and a more linear power delivery curve as you open the throttle. Settings are tuned to realize a good fit for a broad range of riding styles and road conditions.

Mode C

Prioritizes comfort by offering yet softer throttle response and more gentle torque characteristics. This mode is useful when riding on loose or otherwise slippery surfaces.



Anti-lock Brake System

The Anti-lock Brake System (ABS) contributes to more stable braking by helping prevent the wheels from locking up, even under hard braking. The ABS unit itself features a compact, lightweight design that contributes to nimble handling.

Note: ABS is not designed to shorten the braking distance. ABS cannot prevent wheel skidding caused by braking while cornering. Please drive carefully and do not overly rely on ABS.

DR-Z4S

The DR-Z4S is the first Suzuki production model that lets you switch ABS OFF for both the front and rear brakes to take full control over braking when riding off-road. Alternatively, you can opt to turn off ABS for the rear wheel alone.

DR-Z4SM

The DR-Z4SM lets you switch off ABS at the rear wheel, giving you the option to match your preferred control method when braking on gravel or other loose surfaces. Front ABS remains active full time.

Ride-by-Wire Electronic Throttle System

Suzuki's electronic throttle control system leverages the onboard ECM to finely control the relationship between throttle action and engine output characteristics. This improves controllability and provides faithful response, particularly when first opening the throttle. The new throttle housing is smaller, improving operability and adding greater flexibility in riding position. It is also resistant to damage in the event of a minor fall.



Dedicated riding position places emphasis on stability, control and comfort

The chassis geometry and riding position were developed with an emphasis on stability and control. For the DR-Z4S, this translates to positioning the handlebar grips a little higher and slightly closer to your hands, while setting the footpegs farther forward. The result is an upright riding position that combines sure control when exploring off-road trails with stability and comfort that makes long rides less tiring.




Tough twin-spar steel frame

The new DR-Z4S and DR-Z4SM adopt a twin-spar frame designed to respond faithfully to your will. Formed from steel pipe, the frame is rigid, strong and supple enough to handle rough surfaces, and it absorbs shocks well to reduce rider fatigue. Likewise, the lightweight aluminum seat rails are plenty strong enough to provide firm support, and the uniquely shaped aluminum swingarm helps improve tracking and rear suspension response.



For the DR-Z4SM, the handlebar grips are set slightly lower and farther away, while the footpegs are positioned farther back. This realizes a riding posture that is more conducive to higher speed runs on the streets or on supermoto tracks. Not only does this posture help you maneuver the DR-Z4SM with greater ease, it also contributes to greater stability and and comfort that is less tiring on long rides.



DR-Z4S



Long-travel suspension

The DR-Z4S suspension is tuned to respond faithfully to your intentions, provide stability and enable you to freely explore off-road trails with confidence. Made by KYB, the inverted front forks feature a long 280 mm suspension stroke and the rear suspension delivers 296 mm of wheel travel. Both the front and rear suspension are fully adjustable to meet the needs of any ride.



Wheels, tires and brakes

The DR-Z4S rides on wire-spoked wheels, with a 21-inch aluminum front rim and an 18-inch aluminum rear rim. IRC GP-410 dual purpose tube tires feature a custom-engineered interior structure built to perform optimally, provide solid grip and contribute to the model's outstanding controllability, whether negotiating off-road trails or riding on roads. Axial mount disc brakes front and rear provide sure and stable stopping power.



Handlebars and mirrors

Light, strong and flexible, the tapered aluminum handlebars fitted with half-waffle grips provide a solid grip, positive control, and help reduce fatigue by absorbing shocks from rough surfaces. The mirrors adopt a tough-looking new parallelogram design.

Comfortable seat

The seat width has been optimized to improve comfort when riding on rough terrain, and its highly durable design supports you well when shifting body weight.




DR-Z4SM



Dedicated suspension tuning

The DR-Z4SM suspension is tuned specifically to excel at providing quick, sporty handling and forgiving controllability on supermoto tracks or out on the streets. Made by KYB, the inverted front forks feature a long 260 mm suspension stroke and the rear suspension delivers 277 mm of rear wheel travel. Both the front and rear suspension can be adjusted to meet your needs on any outing.



Wheels, tires and brakes

To maximize its on-road and supermoto performance potential, the DR-Z4SM rides on 17-inch rims front and rear. These wire-spoked wheels are shod with Dunlop SPORTMAX Q5A performance street tires, which feature a custom-engineered internal construction and profile, and use a proven silica compound that provides positive grip in both dry and wet conditions. Axial mount disc brakes front and rear provide sure and stable stopping power.



Compact fuel tank

The fuel tank features a flush, lightweight design, while also offering a well-balanced 8.7 liter capacity.



Sturdy footpegs

Wide, tough-looking rider footpegs provide the solid footing and stability you want when negotiating trails, whether standing or sitting.



Toolbox

Repositioned to the side for greater convenience is a lockable box for carrying tools and the owner's manual.



Aluminum under cover

A standard-equipment aluminum under cover protects the engine while enhancing the DR-Z's tough image.

Advanced functionality extends to electric equipment

From the advanced functional and aesthetic design of the LED lighting to the informational wealth and clear presentation offered by the full LCD instrument panel, the DR-Z4S and DR-Z4SM light the way to an exciting future for dual-sport and supermoto motorcycling.



LED headlight and position lights

Both the high and low beams are incorporated into one bright LED projector headlight that is compact, light and durable. LED position lights integrated right into the turn signal assemblies help round out the functional yet minimalistic lighting scheme.



Full LCD Meter

The newly designed LCD instrument panel is both light and compact. It features a clearly legible display that not only supplies critical real-time operating status information, but also keeps you informed of the settings for the respective on-board systems.



LED Rear Combination Light


The rear combination light and license plate light both employ compact LEDs that create a highly visible and striking lighting scheme, contributing to the futuristic appeal of the tough, modern styling.



Handlebar switches

The ergonomic switch layout maximizes operating ease so you can access all controls while remaining focused on riding. Select modes or change settings for each of the advanced electronic rider assist systems by simply operating the MODE and UP/DOWN switches on the left handlebar.





**DR-Z
4S**

**DR-Z
4SM**

The Authentic Leading Edge

Minimalistic styling with a focus on ergonomics embodies an evolution of performance and aesthetic appeal that presents the DR-Z4S and DR-Z4SM as a serious piece of gear for dual sport and supermoto riders respectively.

A bold horizontal line that runs along the sides, from the front to the tail, helps create a flat, flush look that is not only thoroughly slim and modern, but also benefits you by aiding in freedom of movement. Functional parts are visibly displayed to express the attention to fine ergonomic design and designed to heighten the overall visual appeal of the new styling.



A fresh new reinterpretation of greatness marks the future direction of dual-sport and supermoto enjoyment

Everything aficionados loved about the DR-Z400S and DR-Z400SM is still there. Yet, the major update to the DR-Z4S and DR-Z4SM raises the bar once again. That is as true of the overall balance of engine and chassis performance, as it is of the striking new styling that marks the future direction of these models. There was never a better time to get out and enjoy an exhilarating run, whether on a twisty forest trail, across open country, or tearing up a supermoto track.



DR-Z4S



Champion Yellow No. 2 /
Solid Special White No. 2 (C1C)



Solid Iron Gray (YUD)

DR-Z4SM



Sky Gray (Q1T)



Solid Special White No. 2 (30H)

SPECIFICATIONS

	DR-Z4S	DR-Z4SM
Overall length	2,270mm (89.4 in)	2,195mm (86.4 in)
Overall width	885mm (34.8 in)	885mm (34.8 in)
Overall height	1,230mm (48.4 in)	1,190mm (46.9mm)
Wheelbase	1,490mm (58.7 in)	1,465mm (57.7 in)
Ground clearance	300mm (11.8 in)	260mm (10.2 in)
Seat height	920mm (36.2 in)	890mm (35.0 in)
Curb weight	151kg (333 lbs)	154kg (340 lbs)
Engine type	4-stroke, single-cylinder, liquid-cooled, DOHC	
Bore x Stroke	90.0 mm x 62.6 mm (3.5 in. x 2.5 in.)	
Engine displacement	398 cm ³ (24.3 cu. in.)	
Compression ratio	11.1:1	
Fuel system	Fuel injection	
Starter system	Electric	
Lubrication system	Dry sump	
Transmission	5-speed constant mesh	
Suspension	Front	Inverted telescopic, coil spring, oil damped
	Rear	Link type, coil spring, oil damped
Rake / Trail	27.5°/107mm (4.29 in)	26.5°/95mm (3.74 in)
Brakes	Front	Disc
	Rear	Disc
Tires	Front	80/100-21M/C 51P, tube type
	Rear	120/70R17M/C 58H, tube type
	Front	120/80-18M/C 62P, tube type
	Rear	140/70R17M/C 66H, tube type
Ignition system	Electronic ignition	
Fuel tank capacity	8.7 L (2.3/1.9 US/Imp gal)	
Oil capacity (overhaul)	1.9 L (2.0/1.7 US/Imp qt)	
Fuel consumption	28.4 km/L (3.5 L/ 100 km) in WMTC	29.4 km/L (3.4 L/ 100 km) in WMTC
CO ₂ emissions	82 g/km in WMTC	80 g/km in WMTC

*U.S.A. Spec. shown

READY 4 ANYTHING

DR-Z
4E



YOUR STREETS. YOUR PLAYGROUND.

DR-Z
4E



Suzuki Motor Corporation

300 Takatsuka-cho, Chuo-ku, Hamamatsu-shi, Shizuoka 432-8611 JAPAN
www.globalsuzuki.com

DR-Z4S(DR-Z400SRJM5), DR-Z4SM(DR-Z400SMRLM5) Product Information
99999-A1204-251 Nov. '24



Standard and optional equipment available may vary for individual markets. Please enquire at your dealers, as specifications and illustrations may refer to models not available in your region. SUZUKI MOTOR CORPORATION reserves the right to change, without notice, prices, colors, materials, equipment, specifications and models, and also to discontinue models.

All photographs in this leaflet were taken with relevant permission. Images of the vehicles without number plates on public roads are composite photos.

- Always wear a helmet, eye protection and protective clothing.
- Enjoy riding safety.
- Read your Owner's Manual carefully.
- Never ride under the influence of alcohol or other drugs.

